



TECHNICAL SPECIFICATIONS

FIRE RATED STEEL DOORS

**WDC SERVICE
SOLUTIONS LTD**

Complete Door Security
and Access Solutions



TECHNICAL SPECIFICATIONS

FIRE RATED STEEL DOORS

Independently tested and certified, Firedor has a full four hour fire test rating. It is available with vision panels, also fire tested to a full four hours, and louvre panels which are fire tested to 2 hours.

LEAF

45mm thick Door leaf with flush lipped astragal constructed from:
2 x 1.2mm thick 'Rustec' sheets, which are Dutch folded and internally bonded together.*

42mm thick 'Hexatex' core.*

3 year warranty against rust as standard for all colour coated doors.*

WEIGHT

31kg/m² with Honeycomb core and 35kg/m² with Rockwool Core

FRAME

Manufactured from 1.6 mm thick 'Rustec' steel.*

Single rebate 104mm wide frame with additional rebate for flush lip.*

A minimum of six fully adjustable fixing points are provided to each jamb.*

Unique 'Adjust-2-fit' side channels with each frame.*

Double rebate frames are available on request.

3 year warranty against rust as standard for all colour coated doors.*

DOOR IRONMONGERY

BS 7352 Grade 13 stainless steel, twin bearing template drilled butt hinges with integral high security dog bolts are fitted as standard with CE marking.

VISION PANELS (Optional)

20GA Cold Rolled Steel – Stainless Steel available upon request.

5mm and 9mm Ceramic 'Firelite' glass.

22mm Double Glazed units.

Max. Area 0.39m² per leaf

* Available on most doorsets in the range.

LOUVRES (Optional)

18GA Galvanised Steel – frame.

22GA Galvanised Steel – louvre blades.

40% Free air flow in standard configuration.

Bird Mesh and Insect Mesh available.

36% Free air flow when using insect mesh.

Max. Area 0.37m² per leaf (must be installed to the lower of leaf).

FINISH

Comes as standard in a powder coated finish in one of our standard colours.

Full range of RAL and BS colours available.

Marine Grade finish is available as an option in salt laden coastal or high chlorination locations.

Full range of finishes available including, metallics and pearlescent.

10 year warranty against rust optional with our 'Colourtec' coating.

THRESHOLD

Aluminium threshold with neoprene seal on external outward opening doors.

Specialist inward opening threshold available where water ingress is an issue on inward opening doors.

SEALS

Strongdor self adhesive P-seal provided as standard.

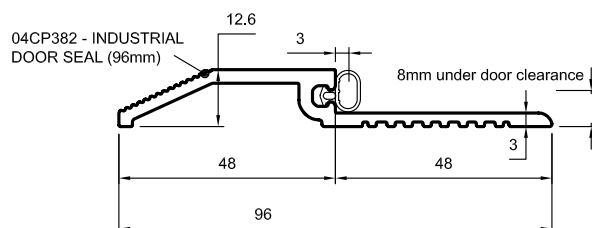
SIDE PANELS & OVER PANELS (Optional)

Solid side and over panels available.

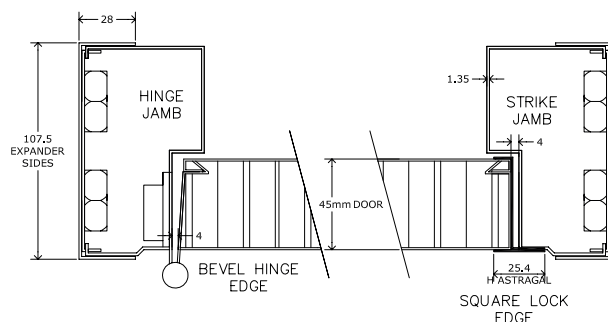
WDC SERVICE SOLUTIONS LTD

Complete Door Security and Access Solutions

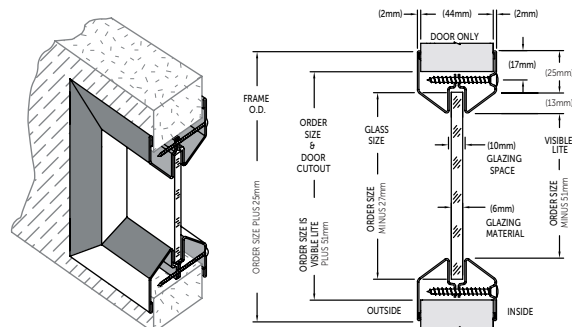
Threshold



Frame and Leaf Profile



Vision Panel



Louvre Panel

